



# Profitability Rate

PERFORMANCE SUMMARY

PREPARED FOR:

## Dr. Jeremy Jamm

### ELEMENTS®



FINANCIAL PLANNING. FOR DENTISTS.

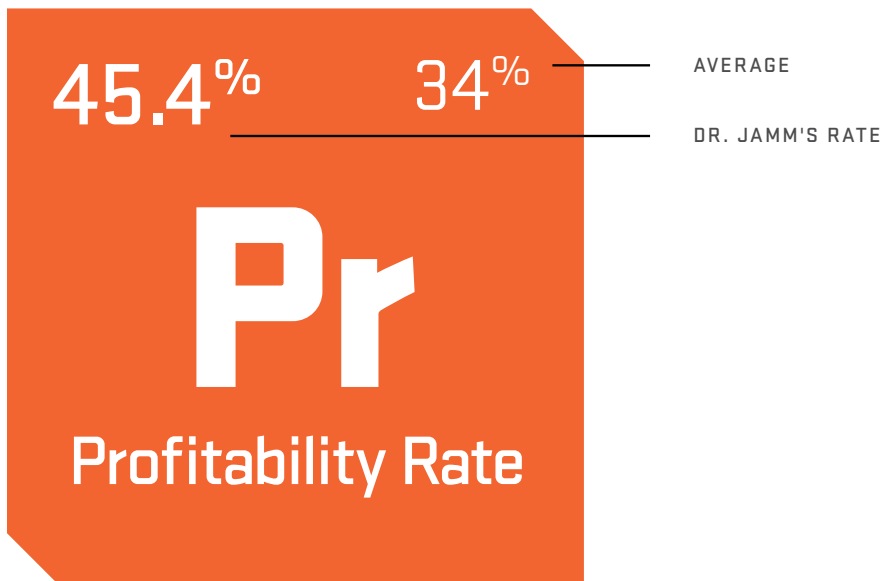


DENTIST ADVISORS



# Dr. Jeremy Jamm

*Orthodontist, Age 42*



## Pr Explanation

Pr (Profitability Rate) is calculated by dividing total practice-related income by total collections. This ratio measures how efficiently business expenses are used to drive collections and if the practice is maximizing its contribution to the owner's financial progress.





## Profitability Rate Details

Practice Information		% of Collections
Collections	\$790,307	-
Salaries and Wages	\$159,737	20.2%
ER Retirement Plan Contributions	\$0	0%
Employee Benefit Contributions	\$0	0%

Practice-Related Income Sources		% of Collections
W-2 Income	\$82,322	10.4%
Business Income	\$274,001	34.7%
Depreciation	\$2,267	0.3%
Amortization	\$319	0.0%
Practice RE Net Income	\$0	0.0%
Practice RE Depreciation	\$0	0.0%
Management Company Income	\$0	0.0%
<b>Total Practice-Related Income</b>	<b>\$358,909</b>	<b>45.4%</b>

Total Practice-Related Income / Total Collections = Pr  
 $\$358,909 / \$790,307 = 45.4\%$

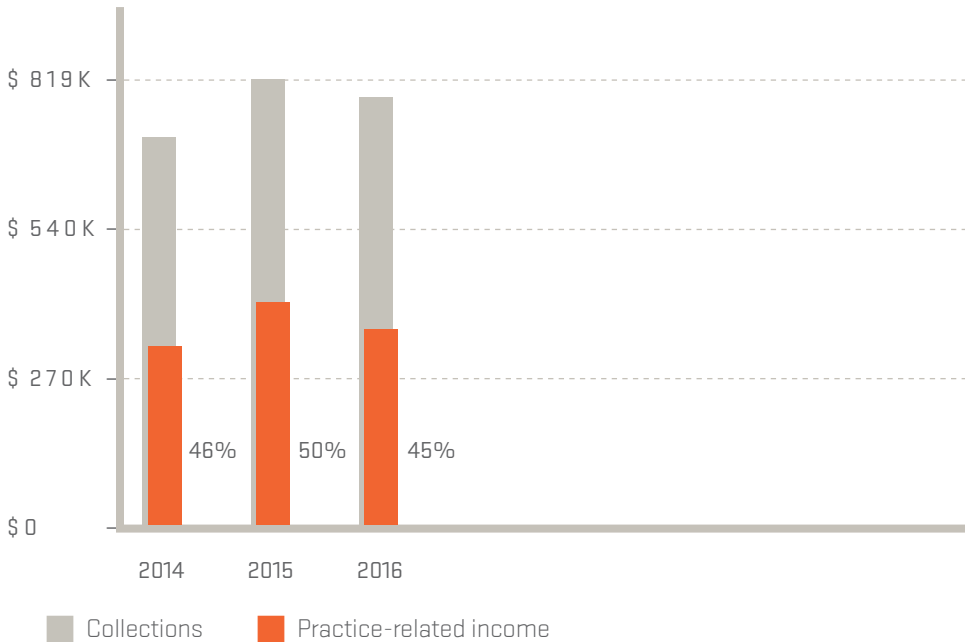
● The following documents are on file:

2017 Corporate Tax Return(s)

2017 Practice P&L



## Collections and Pr Trend



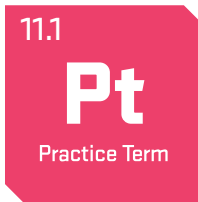
Number of Associates  
0

2017 Total Collections  
\$790,307

Owner Name	Collections Generated
Jeremy Jamm	\$210,063
Leslie Knope	\$210,120
Ron Swanson	\$370,124



## Related Elements<sup>®</sup>



*as of Feb 2018*

## Audit Notes